

# RCSC Multi-Factor Authentication Setup Guide.

---

## Overview:

Rensselaer Central Schools has enabled Multi-Factor Authentication (MFA) for your email account. MFA is an authentication method that requires more than one verification method for users when signing into retrieve your email. This will occur on EACH device you use to receive your RCSC email.

When you log into retrieve your email via your computer/phone/tablet, you will be required to enter your RCSC username and password, as well as a verification code. This code will be active on your device for 90 days.

To receive the verification code, a one-time setup of the MFA verification method is required. This guide explains how to setup the MFA verification method.

Note: For users who receive mail on mobile devices, fill out a ticket at <https://rcsc.incidentiq.com> if you require assistance to retrieve mail on your device.

## Instructions to setup the MFA verification method:

To setup the MFA verification method for your account, log into outlook.office.com

You will be prompted to setup the MFA verification method.

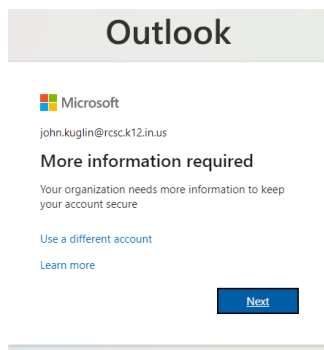
You can select one of three available methods:

- Microsoft Authenticator- A Microsoft app on your phone that generates a random code every 30 seconds
- Phone- Sends a text to your phone for verification
- Other Authenticator App- An authenticator app from another provider (Google, etc...)

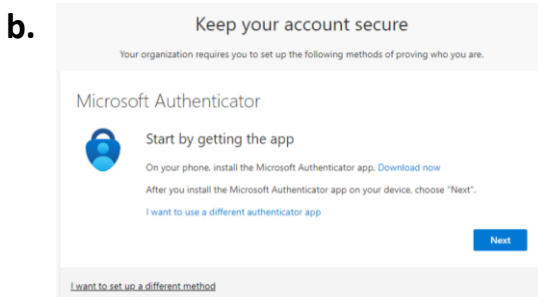
**Most users will choose the phone option.**

## Step 1: Login to your @rcsc email account

- a. Login to your account at <https://outlook.office.com>. After you enter your user ID and password, a screen will prompt you to setup the additional security verification.



Click Next



Click [I want to set up a different method](#)

**c.** Choose a different method ×

Which method would you like to use?

Choose a method ▾  
Phone  
Authenticator app

Choose Phone

**d.** Choose a different method ×

Which method would you like to use?

Phone ▾

Cancel Confirm

Click Confirm

**e.**

Keep your account secure

Your organization requires you to set up the following methods of proving who you are.

Phone

You can prove who you are by answering a call on your phone or texting a code to your phone.

What phone number would you like to use?

United States (+1) ▾ Enter phone number

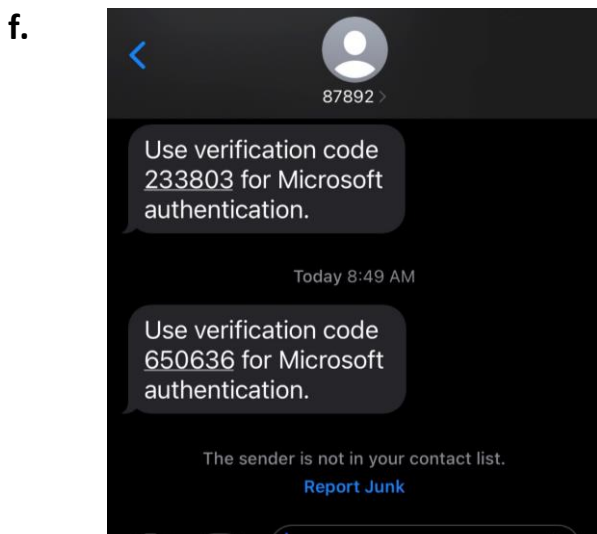
Text me a code  
 Call me

Message and data rates may apply. Choosing Next means that you agree to the [Terms of service and Privacy and cookies statement.](#)

Next

[I want to set up a different method](#)

Type in your Cell Phone Number to receive a text



Type in the number you receive on your cell phone

**g.**

### Keep your account secure

Your organization requires you to set up the following methods of proving who you are.

Phone

We just sent a 6 digit code to +1 2198691507. Enter the code below.

[Resend code](#)

[Back](#) [Next](#)

[I want to set up a different method](#)


Click Next

**h.**

### Keep your account secure

Your organization requires you to set up the following methods of proving who you are.

Phone

 SMS verified. Your phone was registered successfully.

[Next](#)

Click Next

**i.**


### Keep your account secure

Your organization requires you to set up the following methods of proving who you are.

Success!

Great job! You have successfully set up your security info. Choose "Done" to continue signing in.

**Default sign-in method:**

 Phone  
+1 2198691507

[Done](#)

Click done. You are set for 90 days

- j.** Each time you log in to a DIFFERENT device, a code will be sent to allow access.